



THE COMPLETE GUIDE TO ELOPING IN
BANFF NATIONAL PARK

Made by: Sarah Rolles Photography

TABLE OF CONTENTS



1. Intro
2. Planning Checklist
3. Elopement Locations
4. When to Elope
5. Activities
6. Where to Stay
7. The Legal Stuff
8. Budget
9. Leave No Trace
10. Nearby Locations
11. What to Pack
12. Outro

Hi, I'm Sarah




If you're here, chances are you're dreaming of an elopement that's intimate, adventurous, and set against the stunning landscapes of Banff National Park.

I'm so excited to share this guide with you—a resource built from my experience and deep love for capturing elopements in the Canadian Rockies. I've had the honor of documenting couples who chose to trade tradition for something wilder, more personal, and deeply connected to nature. And I'm here to help you do the same.

Inside, you'll find everything you need to plan an unforgettable elopement, from understanding permits to discovering the most breathtaking locations and assembling the perfect vendor team. Plus, I'll be sharing insider tips to help your day unfold as seamlessly and beautifully as possible.

So, take a deep breath and get ready for an incredible adventure. Let's bring your dream Banff elopement to life!



The Photographer

Sarah Rolles Photography

I believe your wedding day should feel like you—a true reflection of your love, your connection, and the adventure you're on together. That's why I take a laid-back, documentary-style approach, capturing the real, unscripted moments that make your elopement uniquely yours. From the quiet, emotional exchanges to the wild, joy-filled celebrations, I'm there to preserve every feeling, every landscape, and every fleeting second, so you can relive it all for years to come.

As someone who thrives on adventure, I'm always up for whatever your day holds—whether that's hiking to a secluded mountain peak at sunrise, embracing the elements in the winter snow, or saying your vows beside a glacier-fed lake. Beyond stunning images, I'll also be your go-to guide, helping you find the best hidden-gem locations, sharing planning tips, and making sure your elopement is as seamless and stress-free as possible.

Your wedding day is more than just a ceremony—it's an experience. A story worth telling, a day worth savoring, and an adventure you'll never forget. If you're ready to dream up an unforgettable elopement in Banff, I'd love to hear all about it. Let's make it happen!

<https://sarahrollesphotography.com/>

<https://www.instagram.com/sarahrollesphotography/>



Elopement Planning Checklist

- Pick a general location
- Decide who you want to be there (if anyone)
- Decide on the length of your trip & celebrations
- Pick a date
- Book your photographer
- Nail down a specific location
- Get your permit
- Tell friends and family your plans
- Book travel & lodging
- Hire other vendors (florist, HMUA, officiant, videographer, catering, etc.)
- Choose activities
- Purchase attire & gear (dress, suit, shoes, jewellery, backpack, etc.)
- Plan your ceremony
- Craft timeline
- Purchase/make any extra details (decor, signs, vow books, etc.)
- Write your vows
- Travel to destination
- Gather everything you need and pack up
- Communicate with guests
- Apply for marriage license (in Alberta)
- Declutter your getting ready space (night before)
- Collect all details you want to have photographed (night before)
- Get **freaking married!!**
- Order prints and wedding album



Choosing Your Ideal Elopement Spot in Banff

Picture this: You're standing among the rugged peaks and turquoise lakes of Banff National Park, the crisp mountain air swirling around you as you prepare to exchange vows with your favorite person.

Banff, with its dramatic Rocky Mountain landscapes, towering glaciers, and crystal-clear lakes, is Canada's first and most beloved national park. Spanning over 6,600 square kilometers, it's no wonder this breathtaking destination draws couples seeking an unforgettable elopement filled with adventure, solitude, and jaw-dropping scenery.

With so many incredible places to choose from, picking the perfect spot for your elopement might just be the toughest decision you make! But don't worry—that's where I come in. In this section, I'll take you through some of my favorite locations, from hidden alpine meadows to iconic mountaintop vistas. Whether you're dreaming of an intimate ceremony tucked away in nature or a sweeping landscape that feels straight out of a postcard, I'll help you find the perfect place to say "I do."



01. Lake Louise

Chances are, you've seen photos of Lake Louise—its mesmerizing turquoise waters and dramatic mountain backdrop make it one of Banff's most famous and breathtaking locations. It's easy to see why so many couples dream of eloping here!

But with that beauty comes popularity. Lake Louise is a major tourist hotspot, and during peak season, the crowds can take away from the quiet, intimate experience you might be envisioning.

If this spot is calling your name, don't worry—there are ways to make it feel more secluded. Consider a sunrise or sunset ceremony, when the light is soft, and the crowds are minimal. You can also escape the busiest areas by exploring nearby trails. Whether it's a peaceful walk along the Lakeshore or a rewarding hike up to The Big Beehive, there are countless vantage points that offer jaw-dropping views and a sense of serenity.

Here are a few key things to keep in mind:

1. Parking costs \$37, and spaces fill up quickly, making it challenging to find a spot.
2. The lake is typically frozen from mid-November to mid-June and only reveals its famous turquoise hue around mid-July.
3. You can also rent a canoe for \$125/hr and explore the lake up close





02. Moraine Lake

Moraine Lake is an absolute dream for an elopement—towering peaks, vibrant turquoise waters, and the kind of jaw-dropping scenery that makes you pause and soak it all in. It's the perfect spot for couples who want to exchange vows surrounded by the wild beauty of the Canadian Rockies.

However, recent changes mean personal vehicles are no longer allowed at Moraine Lake, so getting there requires a little extra planning. The most convenient option is booking a Park & Ride Shuttle or arranging a ride with Moraine Lake Bus Company.

For a more seamless, stress-free experience, I highly recommend a private shuttle or taxi. This gives you complete flexibility—whether you want to arrive at sunrise for the softest light or stay as long as you'd like, soaking in every moment without rushing. Plus, it's a great option if you want to bring a few loved ones along to witness your vows in this stunning setting.

If you're up for a little adventure, Moraine Lake also has some incredible trails. Take in panoramic views from the Rockpile or enjoy a peaceful stroll along the Shoreline Walk. And if you're eloping in the fall, a hike up to Larch Valley will reward you with breathtaking golden larches and mountain views that feel straight out of a painting.

Having a photographer who knows the area and the logistics can make all the difference in ensuring your day flows smoothly—so you can focus on what really matters: soaking in every second of this once-in-a-lifetime experience.

03. Bow Lake

Bow Lake is hands down one of my favorite ceremony spots for couples eloping with family. With its crystal-clear waters reflecting the surrounding peaks, this hidden gem offers a breathtaking yet peaceful setting to exchange vows. Tucked along the Icefields Parkway, Bow Lake is a little more off the beaten path than Banff's more well-known locations, making it perfect for couples craving a quieter, more intimate experience. At the same time, it's still easily accessible—so you get that wild, secluded feel without venturing too far from civilization. Often considered one of Banff's best-kept secrets, Bow Lake delivers an elopement experience that's both intimate and unforgettable. And if you're up for some adventure, there are plenty of nearby hikes to explore before or after your ceremony—just the two of you, soaking in every moment together.



04. Peyto Lake

Just a short five-minute drive from Bow Lake, Peyto Lake is another breathtaking spot for your Banff elopement. If you're dreaming of a scenic hike on your wedding day but don't want to venture too far, this location offers a quick and rewarding adventure with views that will leave you speechless. While Peyto Lake is a popular destination, there are quieter spots along the trail where you can find moments of solitude. Hiring a photographer who knows the area well (like me!) can help you discover the best hidden nooks for an intimate ceremony.

The lake's vibrant turquoise waters and towering peaks create an unforgettable backdrop for exchanging vows. A short 2.4-kilometer hike leads to a stunning viewpoint overlooking the lake, offering a truly magical setting for your elopement. And if you're up for a little more adventure, there are additional trails beyond the main lookout, giving you a chance to explore even more of Banff's wild beauty together.





05. Lake Minnewanka

Lake Minnewanka is a stunning choice for couples who want to elope close to Banff while still being surrounded by breathtaking scenery. Just a 15-minute drive from town, this expansive lake offers plenty of space for a dreamy ceremony with incredible mountain and water views. That said, it's a popular spot, so during peak season, parking can be tricky—be sure to allow extra time to find a space.

As Banff's largest lake, stretching 21 kilometers, Lake Minnewanka has no shortage of scenic spots to explore. A quick 15-minute walk from the parking lot leads to a peaceful peninsula, a favorite for couples looking for a more secluded ceremony with panoramic views.

For those drawn to the water, boat rentals are available from mid-May to mid-October, making it the only lake in Banff where you can take a motorized boat. While rentals allow you to venture about 1km down the lake, a more adventurous option is to rent a fishing boat from Calgary and explore further. This is exactly what my husband and I did for our own elopement—we exchanged vows along the shore near a remote backcountry campsite, creating an intimate and unforgettable experience. Our guests still talk about being transported to the ceremony by boat!

If you're craving a backcountry elopement, consider staying at one of the campsites around the lake for an off-the-grid adventure. And if you're up for a bucket-list-worthy hike, Aylmer Lookout—one of my absolute favorites—offers jaw-dropping views of Lake Minnewanka from above, making it the perfect spot to soak in the beauty of your elopement day.

Unique Locations



06. Helicopter

I'll admit it—I'm a little obsessed with helicopter elopements (okay, maybe more than just a little)! The sense of privacy and intimacy you get is unmatched, and don't even get me started on the views... they're absolutely breathtaking!

Picture this: being dropped off at the top of a mountain, no one else in sight, exchanging vows with the world spread out beneath you. You pop some champagne, soak in the quiet, and let the scenery take your breath away. Trust me, there's truly nothing else like it.

If you're dreaming of mountaintop views for your elopement but don't want to hike for hours, or if you're looking to splurge on a once-in-a-lifetime experience, a helicopter elopement is the way to go.

Helicopter companies in Alberta:

1. Rockies Heli
2. Alpine Helicopters
3. Mountain View Helicopters

07. Gondola

If you're looking to take in stunning panoramic views without committing to a long hike, taking a gondola is a fantastic option. Banff has four gondola experiences, but here are my top three:

Banff Gondola

This is the most popular choice and is located closest to the town of Banff. The Banff Gondola takes you up to Sulphur Mountain, where you'll be treated to sweeping views of the town below. At the top, you can explore the viewing deck, stroll along the boardwalk to Sanson's Peak, or enjoy a delicious meal at Sky Bistro.

Sunshine Summer Gondola

For a more peaceful and secluded experience, the Sunshine Village Gondola is perfect. This scenic ride takes you up to Sunshine Village, home to the only high-alpine hotel in Banff. From there, you can take a chairlift higher for 360-degree views of the area. You can also hike to a viewing deck or venture further to discover hidden alpine lakes and vibrant wildflowers (remember to follow Leave No Trace practices to preserve this beauty!).

Lake Louise Summer Gondola

Finally, the Lake Louise Summer Gondola offers a beautiful ride with plenty of hiking options. Choose from trails like the Ptarmigan Viewpoint or Pika Loop, where you'll get breathtaking photos of wildflowers in the summer or golden larches in the fall. Plus, there's a restaurant at the top where you can enjoy an unforgettable meal with some of the best views around.

When is the best time to elope in Banff?

Picking the perfect date for your Banff elopement comes down to a few key things—weather, crowds, and the kind of experience you're dreaming of. Banff is breathtaking no matter the season, but each time of year brings its own magic. To help you decide, here's a breakdown of what to expect in every season.





Summer

Summer is hands down the most popular season to elope in Banff, with June through August bringing the biggest crowds. While the long days and warm weather make it an incredible time to explore, the popularity of the season means you'll need to be intentional about finding a quiet spot for your ceremony.

One of the best ways to avoid crowds? Elope at sunrise. I know, I know—waking up before the sun might not sound ideal, but trust me, it's worth it. In June and July, the sun rises as early as 5:30 a.m., while later in the season, it's closer to 7:00 a.m. Hardly anyone is out at that time, so you'll have a much better chance of having the place to yourselves. Plus, watching the first light hit the mountains? Absolutely magical. If early mornings aren't your thing, sunset is another great option when the trails tend to quiet down.

If you've been dreaming of eloping in front of one of Banff's famous turquoise lakes, July and August are the best months to visit. August also brings vibrant alpine wildflowers, adding even more beauty to your surroundings. And with long daylight hours and warm temperatures, summer is the perfect season to add some adventure to your day—whether it's hiking, canoeing, or simply soaking in all the breathtaking scenery.

Fall

Fall in Banff is pure magic! The mountains come alive with autumn hues, and there's nothing quite like the golden larches that light up the forests. Unlike most coniferous trees, larches turn a brilliant gold before shedding their needles, creating a breathtaking contrast against the deep green evergreens. Larch season typically peaks from late September to early October, and trust me—you don't want to miss it!

To see these stunning trees up close, you'll need to hit the trails. Some of my favorite larch hikes in Banff are Larch Valley, Taylor Lake, and Healy Pass, where you'll be surrounded by some of the most incredible fall scenery.

If you're drawn to autumn colors, I highly recommend planning your elopement for September or early October. Not only is the landscape unreal, but the crowds start to thin out as well. Just keep in mind that mountain weather can be unpredictable—higher elevations can see snowfall as early as September, so it's always good to be prepared for a little bit of everything!



Winter

Winter in Banff is like stepping into a real-life snow globe—pure magic for couples dreaming of a cozy, snowy elopement. But let's be real: it gets cold. Average lows hover between -15°C to -20°C (5°F to -4°F), but if you're up for the adventure, a winter elopement can be an unforgettable experience.


One of the biggest perks? Way fewer crowds, meaning you'll have those dreamy mountain views all to yourselves. Plus, walking out onto a frozen lake to exchange vows? Unreal. Just keep in mind that many roads to popular spots close for the season, and most trails will be buried under snow, so flexibility is key.

The shorter days mean you won't have to wake up ridiculously early for sunrise or stay out late for sunset. And while winter light can be tricky, the snow acts as a natural diffuser, making midday photos look stunning. The cold is no joke, though—once the sun dips behind the mountains, temperatures drop fast.

If you're hoping for that perfect winter wonderland vibe, timing is everything. Late October to mid-November sometimes delivers a fresh snowfall before the lakes freeze over, creating an epic snowy-meets-glassy-lake look. Or, if you catch that sweet spot in November or December—right after the lakes freeze but before the snow fully covers them—you'll get those mesmerizing crystal-clear ice patterns. From December through March, the area turns into a skier's paradise, so if hitting the slopes after your vows sounds like your kind of celebration, this is the time to do it!

Winter weather can be unpredictable—blizzards happen—but we'll embrace whatever Mother Nature throws our way. Just be sure to bundle up! Lots of warm layers, hand warmers, and pro tip: grab a pair of fleece-lined, skin-toned leggings to wear under your dress. You'll stay toasty, and no one will ever know.





Spring

Spring in Banff is a quieter, more peaceful time to elope, with fewer crowds and the mountains slowly waking up from winter. As the temperatures rise and the snow melts, Banff's famous turquoise lakes begin to thaw, revealing their breathtaking colors once again.

If you're dreaming of those vibrant blue waters, keep in mind that lake thawing doesn't happen all at once. Lower-elevation lakes, like Vermilion Lakes (April), Lake Minnewanka (May), and Emerald Lake (mid-May), thaw first. But if you're hoping for Lake Louise, Moraine Lake, or Peyto Lake as your backdrop, you'll need to wait until mid-June when the ice finally melts.

Spring hiking can be a bit of an adventure—trails are often slushy, and some higher-elevation routes may still be snow-covered. Always check trail conditions before heading out, and be prepared for just about anything. Spring weather in the Rockies is wildly unpredictable. One day, you could have sunshine and warm temps; the next, a surprise blizzard rolls in. If you're up for embracing whatever nature throws your way, spring elopements offer a beautifully quiet and intimate experience in the mountains.



Activities

One of the best things about eloping is that your day is completely yours. There's no strict timeline to follow, no pressure to stick to tradition—just the freedom to create an experience that truly reflects who you are as a couple.

Instead of just a quick ceremony and a few portraits, think about how you want to spend your day. What do you love doing together? Is there something new you've always wanted to try? Your elopement is the perfect chance to make those dreams happen.

In Banff, the possibilities are endless. Take a helicopter ride to a remote mountaintop, rent a canoe and paddle across a turquoise lake, hike to a breathtaking viewpoint, go skiing, rock climbing, or even unwind in the hot springs after saying your vows. Whether you stick to your favorite activities or cross something off your bucket list, your elopement should be an experience—one you'll look back on and cherish forever.

So go ahead and dream big. It's your day—why not make it unforgettable?

Hiking

Banff is home to some of the most scenic hiking trails in the world. Whether you choose a 2km hike or a 2-day trek, hiking allows you to immerse yourselves in nature and find secluded spots for your intimate moments. Start in a valley, hike up through the forest, and emerge at the peak or by a crystal clear mountain lake. And for those seeking an extra dose of adventure, why not kick-start your day with a sunrise hike, watching as the world awakens around you? Whether you prefer a casual walk or a tough trek, there are many trails I'd be happy to show you!

Helicopter

If you still want to experience breathtaking views, but don't want to do anything too strenuous to get to them, a helicopter tour is a great activity idea! This thrilling experience offers a unique perspective of Banff's stunning landscapes and is perfect for capturing awe-inspiring photos.

If you're just wanting to take in the views, you can also book a scenic plane flight with [Kicking Horse Aviation](#).

Off-Roading

If you're an adventurous couple that loves off-roading, renting a jeep or hiring a driver allows you to access remote locations only accessible by 4x4. While off-roading isn't allowed within the National Parks, there are incredible spots nearby where you can explore rugged terrain.

Find the best off-roading trails in Alberta on [AllTrails](#) or [Wikiloc](#).

They also have [ATV tours in Golden](#), [guided ATV and Side by Side experiences in Panorama](#), or a [4 x 4 Jeep adventure safari in the Ghost Valley](#).

Off-roading offers a thrilling way to reach stunning, secluded spots that add an extra element of adventure to your elopement day.

Mountain Sports


- Mountain Biking
 - There are plenty of [trails](#) you can explore
 - Rent a bike from [Banff Cycle](#) or book a guided tour with them
 - [Kicking Horse Mountain Resort](#) offers a unique alpine riding experience. Take the gondola up, and bike down, located 1 hr 45 min from Banff. Same with [Fernie Alpine Resort](#).
- Rock Climbing - if Banff is a new area to you, I recommend booking a guide, here are a few options:
 - [Ridgeline Guiding Service](#)
 - [Canadian Rockies Alpine Guides](#)
 - [Alpine Air Adventures Yamnuska](#)
 - [Mountain Adventures](#)
- Slacklining or Highlining
- Trail Running
- Hike a Via Ferrata at [Norquay](#)
- Canyoning with [Banff Canyoning](#) or [Bow Valley Canyoning](#)

Adrenaline Pumping Activities

- Paragliding in Golden with [Altitude Adventures](#)
- Skydiving in Golden at [Skydive Yeti](#)
- Dirt Biking
 - This is not allowed in Banff, but you can go in [Bragg Creek](#) or [Nordegg](#)
 - You can also do a [guided tour](#) in Revelstoke
- Skateboarding or longboarding

Relaxing Activities

- Sightseeing
- [Rent Vespas](#) and drive around
- Horseback Riding with [Banff Trail Riders](#), [Brewster Adventures \(Lake Louise\)](#), or [Boundary Ranch \(Kananaskis\)](#)
- Soak in a hot tub at your Airbnb
- Relax in a hammock
- Yoga
- Visit a [spa in Banff](#) or the [Kananaskis Nordic Spa](#)
- Camping / Glamping



Water Activities

- Canoeing
 - You can rent a canoe at [Lake Minnewanka](#), [Lake Louise](#), or [Emerald Lake](#). Or I can bring a canoe out for you if you want to use it at any other lake or at a time that the rentals aren't available.
- Kayaking
 - Rentals available at [Lake Minnewanka](#) or the [Bow River](#) Paddle boarding
- Swimming - there are many lakes you can swim in, however they are all fed by glaciers so they will be cold
- Fishing
 - [Fishing permits](#) are required to fish in the National Park You can also book a [guided fishing trip](#) Or fish in the nearby areas
- [Cruise at Lake Minnewanka](#) or [Maligne Lake](#) in Jasper
- Cliff jumping
 - Horseshoe Lake in Jasper
- [White Water Rafting](#) in [Kananaskis](#) or [Kicking Horse](#)
- Visit the [Hot Springs](#) in Banff, or travel a little further to find [natural hot springs](#)

Going Out

- Bowling at [High Rollers](#)
 - My husband and I did this on our elopement day with all our friends and family Karaoke
- at [Hello Sunshine](#)

Night Activities

- Have a bonfire, make s'mores or roast hot dogs
- Stargaze / Aurora chase
- First dance under the stars with string lights

Food

- Have a picnic
- [Brewery & Distillery Tour](#)
- Visit a [coffee shop](#)
- Go out for ice cream at COWS (Banff) or Old School Bus (Canmore) Hire a private chef to make you dinner at your Airbnb

Winter Activities

- Tobogganing
 - There's a great sledding hill behind the [Fairmont Banff Springs Hotel](#) by Bow Falls and you can even rent a sled from the hotel for only \$10. Another great option is the Cascade Ponds area, which features
 - gentle slopes perfect for family-friendly sledding.
- Tubing at [Norquay Tube Park](#)
- Snow shoeing
 - There are plenty of trails in both Banff and the [Lake Louise](#) area. Rent gear from [Banff Adventures](#)
- Snowmobiling
- Skating
 - [Lake Louise](#), open mid-December to mid-April. This is a maintained rink and they also offer [rentals](#) at the hotel.
 - Or skate over a natural frozen lake in Banff. This has to be timed just right, as it has to be cold enough that the lake is frozen enough to skate on (about 20cm thick) and before the lake gets covered in snow. Conditions are usually best around November-December. Some of the best lakes for this are Lake Minnewanka, Two Jack Lake, Johnson Lake, and Vermillion Lakes. Rent ice skates, helmets, and hockey sticks from [Banff Adventures](#).
- Skiing or Snowboarding
 - [Sunshine Village](#), or [Lake Louise Ski Resort](#)
 - Try backcountry skiing with a guide, [heli skiing](#), or travel a little further to try cat skiing at [Valemount](#)
- Cross-country-skiing
 - Rent gear from [Banff Adventures](#) for \$25 a day.
 - There are plenty of cross-country ski trails in [Banff](#) and the [Lake Louise](#) area for all skill levels.
- Dog Sledding
 - [Kingmik Dog Sled Tours](#) at Lake Louise
 - [Boundary Ranch](#) in Kananaskis [Snowy Owl](#) in Canmore
- Build a snowman Have a snowball fight Sleigh Ride
 - Ride through picturesque meadows and serene forests with [Banff Trail Riders](#) or over the famous Lake Louise with [Brewster Adventures](#).
- Banff Christmas Market
 - If you're eloping during the Christmas season visit the [Banff Christmas Market](#) to feel like you are in a hallmark movie



Where to Stay

Finding the perfect place to stay in Banff can enhance your elopement experience, offering you both comfort and stunning views. Whether you're looking for luxurious hotels, cozy lodges, charming Airbnbs, or adventurous backcountry stays, Banff has a variety of accommodations to suit your preferences and budget.



Lodges & Cabins

Sunshine Mountain Lodge

Located at the Sunshine Village Ski Resort, this lodge offers ski-in/ski-out access in the winter and stunning alpine views in the summer. It's Banff's only mountaintop hotel. To get there you have to take the Sunshine Gondola and you'll have beautiful views for your elopement right outside your doorstep.

Buffalo Mountain Lodge

A rustic and charming lodge nestled in the forest with cozy rooms, wood-burning fireplaces, and a renowned restaurant.

The Lodge at Bow Lake

This lodge has been newly renovated and is located along the Icefields Parkway. There is no reception or wifi at this lodge but there is a restaurant and cafe

Mount Engadine Lodge

Located in a remote wilderness area, in Spray Valley Provincial Park, this lodge provides a serene escape with stunning mountain views, cozy rooms, and delicious meals included. It offers private cabins and glamping tents. Ideal for couples seeking seclusion and an all-inclusive experience. They even offer a unique elopement package.

Moraine Lake Lodge

With the road to Moraine Lake being closed to personal vehicles, having a room booked at their lodge guarantees a spot at the famous lake for your elopement!

Emerald Lake Lodge

Set on the shores of Emerald Lake, this lodge features cozy cabins, a fine dining restaurant, and stunning views. They also offer elopement packages here.

Storm Mountain Lodge

Located between the town of Banff and Lake Louise, Storm Mountain Lodge offers historic log cabins with fireplaces, gourmet dining, and a tranquil setting.

Cathedral Mountain Lodge

Located in Yoho, Cathedral Mountain Lodge offers luxury log cabins and gourmet dining, providing a tranquil escape with stunning views of the Kicking Horse River.

Hotels

Luxury Hotels:

Fairmont Banff Springs

Known as the "Castle in the Rockies," the Fairmont Banff Springs offers a blend of historic charm and modern luxury. With its elegant rooms and stunning mountain views, it's a perfect place for couples wanting a lavish experience.

Rimrock Resort Hotel

Perched high on Sulphur Mountain, the Rimrock Resort Hotel provides breathtaking views and top-notch amenities. The hotel's fine dining and spa services ensure a relaxing and memorable stay.

The Malcolm Hotel

Situated in Canmore, just a short drive from Banff, The Malcolm Hotel offers modern luxury with breathtaking mountain views. The hotel features elegant rooms, a heated outdoor pool, and fine dining options, making it an excellent choice for a sophisticated and comfortable stay.

Hotels & Resorts:

Basecamp Resorts

Basecamp Resorts offer a unique blend of modern comfort and convenient amenities, making them an excellent choice for couples planning their elopement in Banff. With multiple locations in and around Banff, these resorts provide a variety of accommodations to suit different needs and preferences, ensuring a memorable stay in the heart of the Canadian Rockies.

Moose Hotel & Suites

A modern mountain lodge with stylish rooms, cozy suites, an indoor pool, and a rooftop hot tub located near downtown.

Solara Resort

Located in Canmore, Solara Resort & Spa offers spacious suites with gourmet kitchens, a full-service spa, and an indoor pool. It's ideal for couples looking for a luxurious and relaxing stay.

Airbnbs

While Banff National Park has limited Airbnb options, nearby towns such as Canmore and Golden offer a variety of cozy and unique stays that provide easy access to the stunning landscapes of the Rockies. Here's a look at some of the best nearby locations for your Airbnb stay:

Canmore

Location: 20 minutes from Banff

Highlights: Canmore is a charming mountain town that offers a vibrant atmosphere and beautiful surroundings. It's an ideal base for exploring the Rockies and provides a wide range of Airbnb options including stylish condos, cozy townhouses, and charming mountain homes.

Golden

Location: 1 hour past Lake Louise

Highlights: Golden is known for its proximity to Yoho National Park and Kicking Horse Mountain Resort. It's a bit further from Banff but offers a quieter, more secluded atmosphere with a variety of Airbnb options including cozy cabins, yurts, mountain chalets, tiny homes, and guesthouses.

Nordegg

Location: In the foothills of the Rockies, 2 hours from Lake Louise

Highlights: Nordegg offers a peaceful and rustic setting, perfect for those who want to escape the crowds and immerse themselves in nature. Find charming and cozy cabins that provide a homey atmosphere with stunning views of the surrounding wilderness.

Tips for Choosing an Airbnb

- Check Location: Ensure that your Airbnb is close to the area you plan on eloping in to maximize your timeline.
 - Read Reviews: Look for properties with positive reviews to ensure a comfortable and enjoyable stay.
- Book Early: Popular locations like Canmore and Golden can fill up quickly, especially during peak seasons, so it's best to book your stay well in advance.

With Airbnb, you can find a stay that perfectly suits your style and needs, making your elopement experience even more special and personalized. Whether you choose a cozy cabin, a charming home, or a unique retreat, you'll be surrounded by the beauty of the Rockies, creating unforgettable memories.

Backcountry Stays

For those who seek adventure and a deeper connection with nature, backcountry stays offer an unparalleled experience. These stays immerse you in the rugged beauty of the Rockies, far from the hustle and bustle, providing a serene and intimate setting for your elopement. Here are some top backcountry lodging options:

Shadow Lake Lodge

Accessible only by hiking or skiing, Shadow Lake Lodge is nestled deep in the wilderness, near the scenic Shadow Lake. It offers comfortable accommodations, home-cooked meals, and access to picturesque hiking trails, and an extraordinary backdrop for your elopement. They even offer special elopement packages.

Assiniboine Lodge

Located in Mount Assiniboine Provincial Park. Mount Assiniboine is known as the "Matterhorn of the Rockies," and provides a dramatic backdrop for your stay. The lodge is accessible by helicopter or a multi-day hike, offering a secluded and picturesque setting. From the lodge, hike to the famous Nublet or Nub Peak and exchange vows amongst the most breathtaking backdrop.

Lake O'Hara Lodge

Known for its pristine alpine environment, crystal-clear lakes and dramatic mountain landscapes. Booking a stay at the lodge guarantees you a shuttle bus to access the lake. From the lodge, hike the famous Opabin Plateau trail.

Skoki Lodge

Located near Lake Louise, this lodge is only accessible by hiking or skiing. Skoki Lodge offers a unique backcountry experience with historic charm, cozy accommodations, and gourmet meals. Ideal for adventurous couples seeking a secluded retreat.

Camping

For the ultimate wilderness experience, consider a camping elopement. This option allows you to immerse yourself completely in nature, with the flexibility to choose your perfect spot. Banff offers a variety of both frontcountry and backcountry campsites around the park, accessible by both hiking or canoeing. My (now) husband and I camped along Lake Minnewanka with our friends for our backcountry elopement in Banff. Be sure to obtain the necessary backcountry camping permits from Parks Canada. These permits ensure that you have access to designated camping areas and help protect the environment. You'll also need proper camping gear, including a lightweight tent, sleeping bag, and cooking supplies. Prepare for changing weather conditions and pack accordingly.

The Legal Stuff



Marriage License

First, you need to obtain a marriage license in Alberta, Canada. This must be done within three months before your ceremony date, as the license expires after 90 days. You can get your marriage license from any Registry Agent in Alberta, with an office conveniently located in the town of Banff. The cost of a license is \$40, and registry agents also charge a service fee, which averages around \$30. Be sure to check your eligibility and required documents ahead of time.

Officiant

An authorized officiant is required to perform your ceremony and sign your marriage license. You can hire an elopement officiant familiar with adventurous ceremonies, but they must be authorized to perform marriages in Alberta. A religious representative such as a pastor or priest can officiate wedding ceremonies, or a marriage commissioner who has been approved by the Vital Statistics office in Canada.

But here's the best part! Alberta offers something truly unique: the opportunity for any Canadian citizen or resident over 18 to become your wedding officiant! Yes, you heard right! Your best friend, your favourite cousin, or even your beloved grandma can officiate your wedding! All they need is a temporary license, and voila! Your ceremony goes from lovely to absolutely unforgettable! Here in Alberta, your wedding day can be as personal and meaningful as you've always dreamed!

Witnesses

Your marriage license also requires two witnesses to sign it. But don't worry if you don't plan on having any guests. I'd be delighted to sign as one witness as your photographer, and you can have my assistant or your videographer as the second. Alternatively, you can ask fellow hikers or visitors at your ceremony location. Witnesses must be over 18 years old and are usually happy to help! So, there you go – no need to stress about finding witnesses, I gotchu!

Permit

Eloping in Banff National Park requires a wedding registration form to be filled out. This permit is free and ensures that you comply with park rules, helping to preserve its beauty. Ceremonies are limited to 20 people, including the officiant, photographer, and any other vendors. You must follow all park regulations, such as staying on trails and not disturbing wildlife. Because this permit is just to let the park know that you agree to follow all regulations, it does not need to get approved. That means you can apply any time. Additionally, photographers and videographers need a business license to work in the park, so make sure you hire vendors that have this, or else they risk being stopped by Park Rangers and will not be able to continue shooting your elopement day.

If you plan to elope with a backcountry adventure, a backcountry permit is required for multi-day hikes. This can be done online, costing \$10.02 per person per night, plus an \$11.50 reservation fee. Note that the maximum group size for backcountry permits is 10 people.

Save the Legal Part for Back Home

If you're not keen on dealing with the legalities on your elopement day, another option is to have a symbolic ceremony. This means you get to say your vows and celebrate your love without the hassle of a marriage license. A symbolic ceremony allows you to plan your day exactly how you want it, without any legal restrictions, and opens up a world of location possibilities without needing an officiant or witnesses. You can always take care of the paperwork before or after your special day. Head to the courthouse or county clerk's office either before your trip or once you're back home. This way, you can focus entirely on your celebration and make the legal part a separate, stress-free experience. Some couples even make a fun outing of signing the paperwork with close family or friends as witnesses. This approach can be a great way to keep your elopement intimate and meaningful while ensuring everything is legally sound.



How much to budget for your Banff elopement?

So you're loving the idea of eloping in Banff but wondering how much it will all cost? I got you! I've broken down all the expected expenses when eloping in Banff, to help you budget effectively for an unforgettable day. I cover travel costs, accommodations, vendor fees, gear and attire, food, and activity costs. Keep in mind that these prices are in Canadian dollars and are rough estimates. Costs will vary depending on your specific needs, quality, and the location of your elopement, as many vendors include travel fees.



Travel:

Flights to Calgary: \$500-1500 each
Rental Car: \$100-300 / day

Gear + Attire:

Dress: \$1k-4k
Alterations: \$300-800
Suit: \$200-800
Rings: \$300-3k, each
Accessories: \$50-500
Bear spray: \$65

Basic elopement:

Photographer: \$5k-8k
Videographer: \$5k-8k
Florist (bouquet + boutonniere): \$300-600
Hair & Makeup Artist: \$330-500
Officiant: \$500-750

Optional additions:

Planner: \$2800 min.
Rentals: \$100-5k
Private musician: \$300-800
Picnic: \$500-\$1500

Activities:

Helicopter: \$500-700 / person
Gondola: \$65-75 / person
Canoe rental: \$80-200
Off-roading tours: \$250-310 / person

Food:

Private chef: \$150-250 / person (plus travel fees)
Dinner at Banff restaurant: \$40-100+ /person
Charcuterie box: \$35-200
Grazing board with setup: \$550-900
Cake: \$50-200

Accommodations:

Airbnb in Canmore: \$500-1600 / night
Cabin Airbnb in Nordegg: \$400 / night
Glamping in Bragg Creek: \$155-215 / night
Hotel in Canmore: starting at \$380 / night
Hotel in Banff: starting at \$500 / night
Mountain Lodges: \$865-1500 / night
Luxury Hotel Stays: \$1500-5000 / night

Leave No Trace

Eloping in Banff offers a unique and breathtaking opportunity to celebrate your love amidst some of the world's most stunning landscapes. Instead of spending \$5-20k+ on a traditional wedding venue, these natural spaces provide an entirely free backdrop. With that, comes the responsibility for all of us to keep that venue looking amazing, so you two can come back to that spot in 10, 20, or 50 years, and for it to still look and feel the same as when you said your vows there.

But first, what is Leave No Trace?

Simply put, Leave No Trace is a set of ethics & best practices we should follow to enjoy and protect the outdoors at the same time. Leave No Trace has a set of 7 minimum-impact principles, that help guide our decisions when we're outside. When planning your elopement, it's crucial to be aware of and follow these guidelines to prevent negative impacts.

Without adhering to Leave No Trace, the cumulative effects of weddings, elopements, and photo sessions can lead to significant environmental degradation. Popular locations could become off-limits for special events and professional photography, meaning you might not be able to return for vow renewals or anniversary sessions. Areas could be damaged, destroyed, or closed for restoration, altering the landscape you fell in love with. Additionally, the costs and prevalence of special event permits could increase, making it harder to celebrate on public lands.

Whether you find the outdoors peaceful, awe-inspiring, or simply the perfect setting for your vows, we all share the responsibility to protect it. By following Leave No Trace principles, we can ensure that these beautiful places remain unspoiled for future visitors, allowing everyone to have the best day while preserving our natural world for generations to come.

- 
- 1 Plan Ahead and Prepare
 - 2 Travel and Camp on Durable Surfaces
 - 3 Dispose of Waste Properly
 - 4 Leave What You Find
 - 5 Minimize Campfire Impacts
 - 6 Respect Wildlife
 - 7 Be Considerate of other Visitors

Here's a short description of each Leave No Trace Principle and how it applies in real-time on your elopement day!

Plan Ahead and Prepare – Do your research prior to your wedding day. Call local land managers/rangers, check online resources and recent trail or location data, and seek out knowledgeable vendors! Get to know the area well, because then you can be prepared to educate your guests and bring the right gear to have a truly enjoyable experience.

Travel & Camp on Durable Surfaces – Stick to trails and durable surfaces like rock, sand, gravel, ice, snow, and sturdy vegetation like dry grasses for your ceremony, portraits, and activities. This minimizes damage to delicate ecosystems and prevents the creation of new paths that others might follow.

Dispose of Waste Properly – Before you leave your ceremony or celebration area, be sure to do a good sweep and pick up any little trash items that might have fallen, including food scraps and biodegradable items like flower petals.

Leave What You Find – Everything you see makes up this beautiful landscape--leave all of those treasures where they are! If there's something you see that you love, let your photographer know and they can take a beautiful detailed photo of it instead. "Take nothing but pictures & leave nothing but footprints."

Minimize Campfire Impacts – Follow fire regulations and if you do have a campfire, make sure to use an established fire pit, and put it out entirely before leaving. Avoid using sparklers, smoke bombs, or candles in any place that you wouldn't consider safe for a campfire.

Respect Wildlife – Keep a safe distance from all wildlife. Do not feed animals or leave food unattended, as this can lead to dangerous encounters. Carry bear spray and know how to use it in case of emergencies.

Be Courteous of Other Visitors – Smile & be friendly to other hikers and even couples/photographers you meet on the trail. Share the views & best photo spots and enjoy being in the beautiful great outdoors together.

Plan to Stick To Trails & Durable Surfaces

While staying on trail 100% of the time you're outside is an admirable goal, it is likely that you or your guests will go off-trail at some point during the day. While doing so (either because the trail ends, or your group spans out into a space that can handle congregation) staying on durable surfaces is the next best thing to staying on trail.

What are Durable Surfaces & When is it okay to go off trail?

OK to go off-trail:	Sometimes OK to go off trail:	Not OK to go off trail:
Rock, sand and gravel: These surfaces are highly durable and can tolerate repeated trampling and scuffing. (Just be aware that lichens that grow on rocks are vulnerable to repeated scuffing).	Vegetation: The resistance of vegetation to trampling varies. Careful decisions must be made when traveling across vegetation. Dry grasses tend to be resistant to trampling, while wet meadows, moss, tundra plants, and other fragile vegetation quickly show the effects of trampling. If vegetation shows signs of trampling, it creates what are called "social trails," (or "satellite trails") which encourage other visitors to go off-trail because there is the appearance of a space used for travel. As a general rule, travelers who must venture off-trail should spread out to avoid creating paths that encourage others to follow.	Living soil: 'Cryptobiotic crust' or 'crypto' is often found in desert environments, and is extremely vulnerable to foot traffic. One footstep can destroy this fragile soil, causing damage that will take many years to overcome if ever.
Ice and snow: The effect of travel across these surfaces is temporary, making them good choices for travel assuming good safety precautions are followed and the snow layer is of sufficient depth to prevent vegetation damage..		Desert puddles and mud holes: Water is a scarce resource for all living things in the desert. Don't walk through desert puddles, mud holes or disturb surface water in any way.
		Fragile Vegetation: Moss, alpine meadows, tundra, wildflowers, and other fragile plants are not resistant to trampling and can take years to grow back if stepped on.



“Take nothing
but pictures,
leave nothing
but footprints.”

Practical tips to follow Parks Canada Regulations

1

Leave everything you find: While it may seem like a fun idea to take mementos of your day from the environment, it is illegal to pick flowers, mushrooms, cut down trees, branches, remove rocks, cultural artifacts or otherwise cause damage to natural objects or living things. If you see something you want to remember, take a photo of it instead of taking it with you.

2

Pack everything out: Flower petals, toilet paper, food scraps, champagne cork wrappers—all of it. Even items that may be perceived as “natural” or “biodegradable” are likely not native to the environment and take a lot of time to degrade—and in the meantime they have the same effect as leaving trash behind.

3

Human Waste: I guess we are talking about it—going #2 on the trail sometimes means you have to hike back out with a bag of you-know-what. WAG bags are a great option in places where facilities are not available. Make plans for you, your guests, or your pets and be prepared to pack it out.

4

Bouquets & Flowers: If you’re going to be hiking with a bouquet on your pack, make sure it is sturdy and won’t be dropping petals along the way. It’s always best to avoid bringing invasive species of plants into environments in case pollen or seeds do drop. Also be aware of the impacts of floral installations (where they might leave holes in the ground), and always make sure to fully disassemble these and pack them out.

5

Confetti, Seeds, & Rice: Throwing of confetti (natural or synthetic) is prohibited in Banff. This includes paper, rice, eco-alternatives, flower petals or leaves, etc. Some sustainable alternatives are to sustainably collect local native leaves or use ribbon sticks, glow sticks, snowballs, or a high-five tunnel to celebrate instead.

6

Popping champagne: The open consumption of alcohol in public places is not permitted in Banff National Park. So if you want to pop some champagne, do it at your registered campsite, private residence or on licensed premises. If you really want to pop some bubbly for a fun “spray photo” sparkling water is a great alternative and looks the same in an image! Just remember to find the cork after you pop it, and make sure to pack out the wire cage & wrapper.

7

Be Careful with Fire: Always check for fire bans in your area before having a campfire or using candles, fireworks, smoke bombs, or sparklers. A quick search online will tell you if there are any bans. Only use designated fire pits, only start the fire if there are no high winds and if there’s adequate water to drown it nearby. Keep your fire small and make sure it’s fully put out when you’re done (the embers should be cool to the touch)

8

Pets: You are responsible for your pets. Dogs cause stress for wildlife as they may be seen as a threat. Off-leash dogs can trigger aggressive behaviour from wildlife. Dogs must be on a leash and under physical control at all times, it is the law. Never leave your pet unattended in a vehicle, on your campsite, in your tent or anywhere else. Pets are not permitted in some areas. Always clean up after your pet.

9

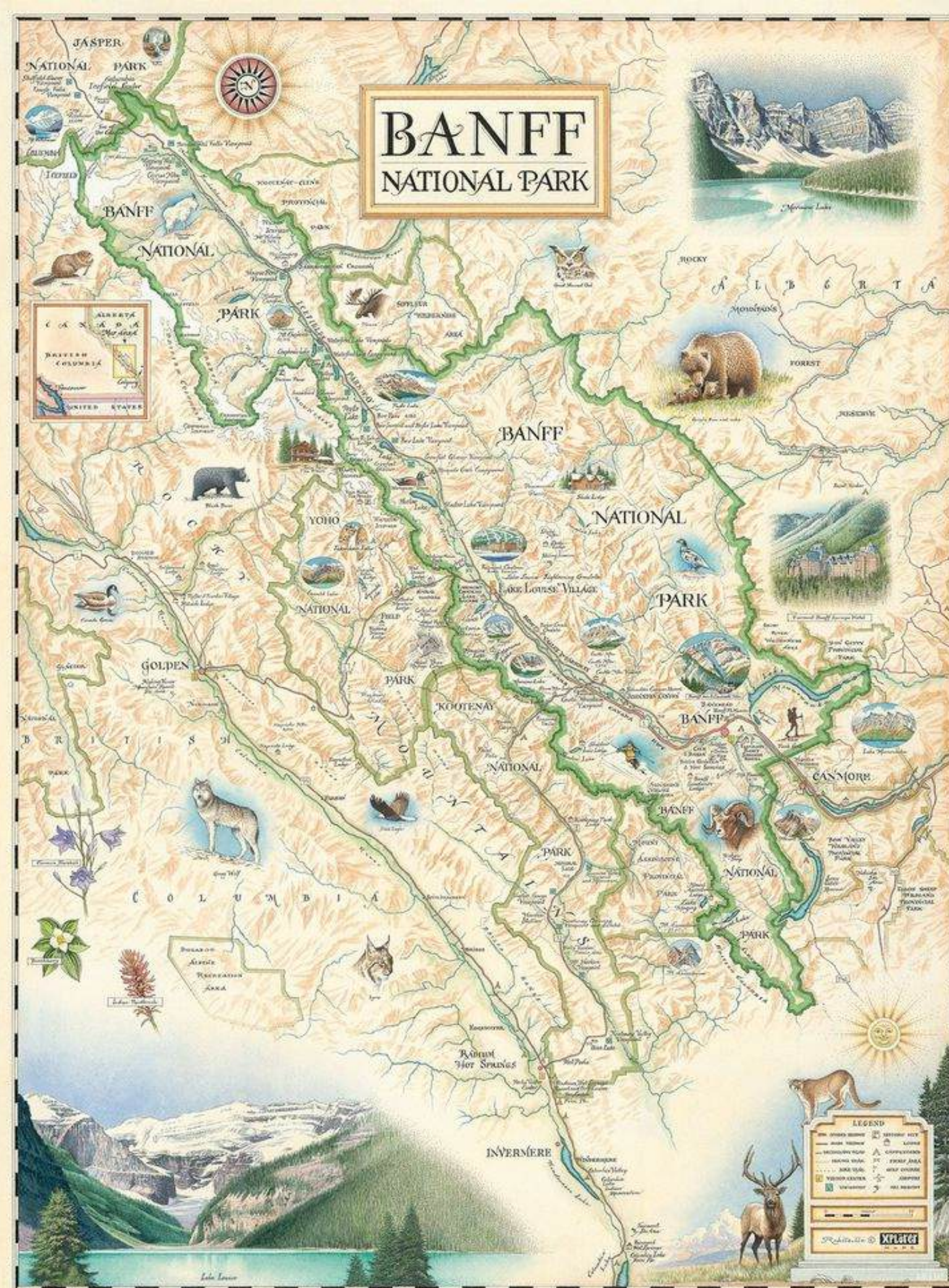
Music: Be mindful of the noise you’re making so you don’t disturb other visitors. Opt for quiet music options such as a guitar, flute or harp. Loud music or P.A./amplification systems are not permitted.

10

Temporary props: If used, are to be small and limited to a wedding arch, registration table and a chair. Tents or temporary shelters are not permitted.

Nearby Locations

Banff is definitely the most popular National Park in the Rockies, but that doesn't mean it's the only place you can elope. There are so many spots nearby that are just as beautiful as Banff, and lesser known, meaning they will be less busy. Keep in mind that each area has its own set of permits and restrictions, so it's important to hire a photographer who is familiar with the area and knows the necessary permits and licenses needed for your elopement. Here are some fantastic alternatives to consider for your elopement:



01. Kananaskis

Kananaskis Country, located just east of Banff, offers an array of stunning landscapes and outdoor activities. This lesser-known region is perfect for hiking, camping, mountain biking, fishing, and sightseeing. Discover hidden trails, cascading waterfalls, and serene lakes amidst the rugged mountains. Upper and Lower Kananaskis Lakes are beautiful accessible spots for a ceremony with guests. For a unique experience, consider Mount Engadine Lodge, which provides cozy accommodations and breathtaking views, perfect for an intimate elopement. Spray Lakes, with its crystal-clear waters and scenic surroundings, offers another picturesque location for your vows. Plus, experience a tranquil escape to the Nordic Spa. Just be aware that there are fewer amenities in Kananaskis and some areas can be challenging to access.

02. Nordegg

One of my favourite hidden gems for the perfect elopement getaway is Nordegg. This little hamlet in the Rockies is filled with amazing views, hikes, and experiences, and it's only three hours from both Edmonton and Calgary. If you want to avoid crowds, Nordegg offers a low-stress, laid-back elopement day in the privacy of a gorgeous hidden hamlet. Abraham Lake, Alberta's largest reservoir, is arguably one of the most breathtaking locations in Nordegg. Known for its methane ice bubbles in winter and bright blue waters in summer, it provides a unique background for photos. Another benefit is the abundance of cute cabins nearby, perfect for an overnight stay and cozy photography. While finding available cabins is incredibly difficult in many other places in the mountains (especially in the Banff/Canmore area), Nordegg's lesser-known hamlet has a great selection, like the snuggly Stix Cabin in the forest, or this Modern Rustic Cabin with an authentic cedar barrel sauna. Rockies Heli also operates out of Nordegg, offering a helicopter package specific to weddings and elopements, so you can say your vows from the highest peak (without having to hike there in your wedding dress). However, Nordegg is a bit more remote, so amenities and service is limited.

03. Jasper National Park

Jasper National Park is a beautiful, wild, and rugged alternative to Banff, filled with wildlife, hiking trails, snow-capped mountains, and lakes. The park is known for its abundance of wildlife; just the last time I was there I saw five bears, elk, deer, and mountain goats. Jasper offers endless adventure options like hiking, mountain biking, canoeing, camping, and rock climbing. Take a cruise to the famous Spirit Island on Maligne Lake for an unforgettable experience. For those seeking peace, privacy, and stunning scenery, Jasper is an ideal elopement location.

04. Icefields Parkway

The Icefields Parkway, running between Banff and Jasper, is one of the most scenic drives in the world. This route offers breathtaking views of glaciers, lakes, and mountains, with plenty of spots to stop and explore. While it can be busy during peak tourist seasons and requires planning for travel and stops, the Icefields Parkway is an excellent choice for couples wanting to elope surrounded by some of the most stunning landscapes in the Rockies. Even if you don't visit here for your elopement, be sure to take the drive and stop at some of the scenic viewpoints.

05. Yoho National Park

Located just west of Banff, Yoho National Park is known for its breathtaking landscapes, including Takakkaw Falls and Emerald Lake. The park is perfect for those wanting a picturesque and tranquil setting for their elopement. Yoho offers the stunning beauty of Banff with fewer crowds, it's an excellent choice for those wanting to elope in a place with dramatic waterfalls and serene lakes.

06. Waterton National Park

Waterton Lakes National Park, located further south, offers stunning mountain and lake views with a charming small-town atmosphere. It's part of the Waterton-Glacier International Peace Park. While Waterton is further from major cities and has limited amenities, it's perfect for couples who want a picturesque and peaceful elopement.

07. Kootenay National Park

Kootenay National Park, located southwest of Banff, is famous for its hot springs and diverse ecosystems. This park is perfect for couples who want a mix of relaxation and adventure. The fewer visitors mean more privacy, but be prepared for more rustic accommodations and fewer amenities compared to Banff.

08. Golden / Revelstoke

For those seeking more adventure activities and tours, Golden and Revelstoke are fantastic choices. Located to the west of Banff, these areas offer everything from white-water rafting to zip-lining, providing endless options for thrill-seekers. The stunning mountain views and numerous hiking trails make for excellent elopement backdrops.

Golden, known for its adventure activities and breathtaking scenery, is a haven for those who love adrenaline-pumping sports like heli-skiing, paragliding, or ATV tours,

Revelstoke, further west of Golden, is renowned for its incredible mountain views and world-class skiing and snowboarding. In the warmer months, it boasts beautiful hiking trails and alpine scenery, perfect for an elopement.

While these towns are less crowded than Banff, their increased travel distance and potential for unpredictable weather can be a consideration. Accommodations range from charming Airbnbs and cozy cabins to luxurious resorts, ensuring you find the perfect place to stay. Golden and Revelstoke offer a mix of outdoor adventure and breathtaking landscapes, making them picturesque backdrops for your elopement.

09. Crowsnest Pass

Crowsnest Pass, situated between Alberta and British Columbia, offers rugged mountain landscapes and a rich history. Known for its outdoor recreation and historical sites, it's a unique elopement destination. Although it has limited amenities and some areas can be harder to access, Crowsnest Pass is a great choice for a location with both natural beauty and historical charm.

10. Fernie

Fernie, located in southeastern British Columbia, is known for its outdoor activities and charming town atmosphere. Surrounded by mountains, it offers excellent hiking, skiing, mountain biking, and a vibrant arts scene. While Fernie can be busy during peak seasons and is less secluded, it's perfect for couples who want a lively town atmosphere combined with stunning mountain views.

11. Cranbrook

Cranbrook, in southeastern British Columbia, offers a mix of outdoor recreation and charming small-town vibes. Known for its beautiful surroundings and friendly community, it's a lovely spot for an intimate elopement.

12. Provincial Parks in BC

British Columbia is home to numerous provincial parks that offer stunning landscapes and a variety of natural settings. Some notable mentions include:

Mount Assiniboine Provincial Park: Often called the "Matterhorn of the Rockies," this park offers dramatic mountain scenery.

Garibaldi Provincial Park: Known for its stunning alpine environment, glaciers, and turquoise lakes.

Cathedral Provincial Park: Renowned for its rugged mountain terrain and beautiful vistas.

Purcell Wilderness Conservancy Provincial Park: This remote wilderness area is perfect for adventurous couples seeking solitude and pristine nature.

Wells Gray Provincial Park: Known for its stunning waterfalls, vast wilderness, and volcanic formations, Wells Gray is a hidden gem for elopements.

Mount Robson Provincial Park: Home to the highest peak in the Canadian Rockies, this park offers breathtaking mountain scenery and serene lakes.

Monashee Provincial Park: Featuring rugged terrain, alpine meadows, and clear lakes, Monashee is perfect for a secluded and scenic elopement.

Tweedsmuir Provincial Park: One of BC's largest parks, it offers diverse landscapes from rugged mountains to tranquil rivers.

The Great Bear Rainforest: This coastal temperate rainforest is one of the most pristine and ecologically significant areas in the world, perfect for a unique and intimate elopement.

Johnson Lake / Adams Lake: Known for its clear waters and beautiful surroundings, these lakes offer a peaceful setting for your ceremony.

Salmon Arm: Located in the Shuswap region, Salmon Arm offers beautiful lake views and a charming small-town atmosphere.

What to Pack

Wedding Attire (bride):

- Dress
- Sticky bra
- Nude underwear
- Shoes
- Engagement ring + wedding band
- Jewellery (earrings, necklace, etc.)
- Perfume
- Other Accessories
- Wooden hanger (for dress pictures)
- Makeup (+ eyelash curler, setting spray)
- Hair supplies (curling iron, clips, bobby pins, elastics, hairspray, etc.)
- Toiletries bag
- Boob tape + scissors
- Steamer
- Paper invites, announcements, or postcards
- Vow books
- Bouquet
- Wedding night lingerie

Wedding Attire (groom):

- Suit
 - Undershirt
 - Underwear
 - Shoes with good tread
 - Tie / bowtie
 - Belt
 - Socks
 - Ring + box
 - Boutonniere
 - Cologne
 - Other accessories
 - Toiletries
 - Vow book
- ### For Ceremony:
- Marriage license
 - Vows
 - Clipboard + pen
 - Rings + ring box

- Tissues
- Champagne or sparkling water
- Plastic champagne glasses
- Clipboard + pen
- Rings + ring box
- Small bluetooth speaker

Adventure Gear:

- Backpack(s)
- Rain jacket
- Windproof jacket
- Warm layers
- Blanket
- Clear umbrella
- Headlamps
- Traction (YakTrax, microspikes, and/or snowshoes)
- Hiking boots
- Caffeine shots
- Sunscreen + bugspray
- Bear spray

Emergency kit:

- Advil
- Eye drops
- Allergy medication
- First aid kit / bandaids
- Feminine products
- Chapstick
- Tweezers
- Lotion
- Brush / comb
- Nail kit
- Mirror
- Sewing kit

For winter:

- Hand, body, + toe warmers
- Skin toned fleece lined leggings (to wear under dress)
- Warm winter boots
- Warm winter jacket
- Gloves / mittens



Happy Planning !

I hope this guide has given you all the inspiration and insight you need to start planning your dream Banff elopement! From epic locations to the best time of year, unique activities to include, and top vendors to check out, my goal is to help you picture what your perfect adventure could look like. Whether you're dreaming of a quiet, intimate vow exchange by an alpine lake, a thrilling mountain-top ceremony, or a laid-back day exploring the Rockies together, I hope this guide has answered your questions and sparked some new ideas along the way.

If you're looking for a photographer who's all about capturing real, unfiltered moments and helping you plan an unforgettable elopement experience, I'd love to be part of your day! Whether in Banff or beyond, I'm here to document your love story in a way that feels natural, adventurous, and uniquely you.

Let's make your dream elopement a reality—[\[INQUIRE HERE!\]](#)